

Topic: learning environments

# 1 Think about

Through the next four Building Challenges you are invited to explore what you know and think about the classroom as a learning environment.

## Build

Build a model that represents the classroom you often use


**Building time: 5 minutes**

## Share

Show your building and look at the others. Ask if there is anything unclear.

Keep your model on your own building plate.

**IMPORTANT RULE: never use bricks from another box then your own**



Subject, Topic, Age



© 2012 The LEGO Group.

Topic: learning environments

# 2 Remember

Now continue building on your classroom, but keep also a mind the things that didn't go well in the last year/months

## Build

Build a model that represents your classroom, but also show at least one difficult experience you had. Your model must help you to share your experience with the others.

**Building time: 5 minutes**

## Share

When the building time is up, take turns **with 1 neighbor** telling each other about what you have built.

Keep your model on your own building plate.



Subject, Topic, Age



© 2012 The LEGO Group.

Topic: learning environments

# 3 Imagine

Now use your creativity!

Address the difficulties & try to solve them.


## Build

Imagine how a future classroom setting could help with your experiences. Make a learning environment that is ready for the future!

**Building time: 5 minutes**

## Share

When the building time is up, take turns telling the group about what you have built. Keep your model on your own building plate.



Subject, Topic, Age



© 2012 The LEGO Group.

Topic: learning environments

# 4 Conclude

This last Building Challenge will help you to summarise your group's understanding of a learning environment and draw conclusions.

## Build

Team up with one person. Choose one classroom, put the other one away.


Add to you model what summarizes the best ideas from the group.

**USE ONLY BRICKS FROM ONE BOX**

**Building time: 5 minutes**

## Share

When the building time is up, take turns telling each other about what you have built. Keep your model on your own building plate.



Subject, Topic, Age



© 2012 The LEGO Group.