



Erasmus+



Evaluation Monitoring: Students' Feedback for Project Meeting in Germany

**European Programme Erasmus+ /Action KA2
"A Healthy Dose of Social Media"
2017-1- DE03-KA219-035534**

Partner Schools:

Gesamtschule Der Stadt Hemer, Hemer, Germany

Tadas Ivanauskas Progymnasium, Kaunas, Lithuania

Colegio Atlantico, Lda, Lisbon, Portugal

Publiczna Szkoła Podstawowa Nr 2 Im. H. Ch. Andersena, Radom, Poland

3rd Gymnasium of Heraklion, Heraklion, Crete, Greece

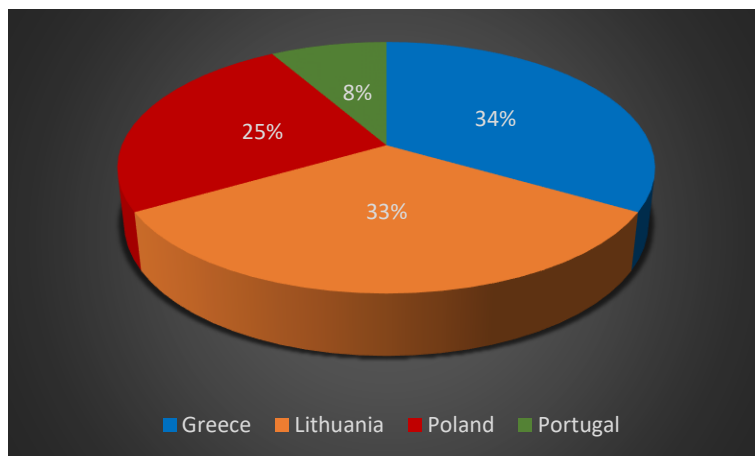
Table of Contents

Personal	2
1. Country	2
2. Gender	2
3. Age	2
Questions.....	3
1. Did you like the meeting?	3
2. Was it easy for you to interact with the students from the other countries?	3
3. Did you improve your English language skills and your general knowledge about the partner's country?.....	3
4. Did you enjoy the stay in the host family?	4
5. Did you enjoy the cultural activities?	4
6. Was it interesting to visit a partner school?	4
7. Did you enjoy the lessons and the activities at school?	5
8. Was the participation in this learning experience useful for you?	5
9. Would you encourage other students to take part in Erasmus projects?	5

Personal

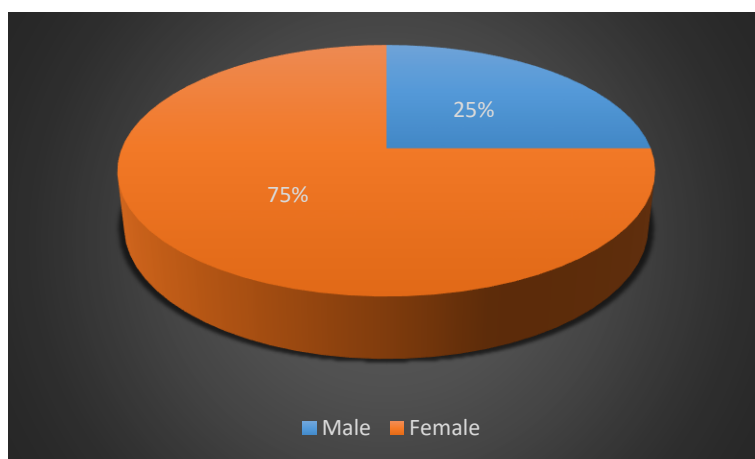
1. Country

Answer	Count	Perc.
Greece	4	33,33
Lithuania	4	33,33
Poland	3	25,00
Portugal	1	8,33



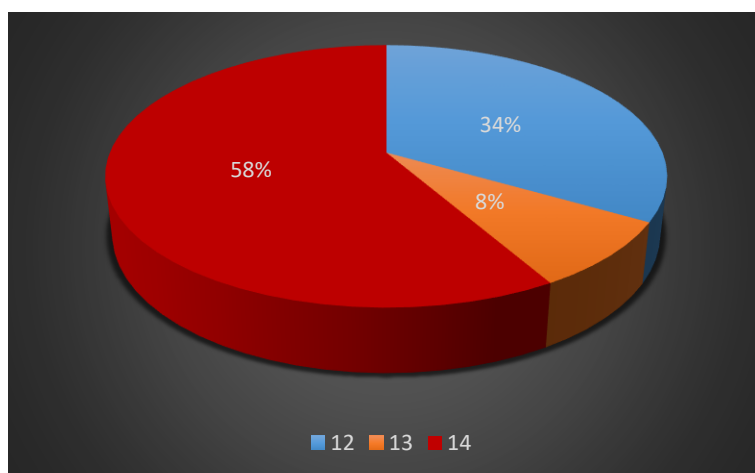
2. Gender

Answer	Count	Perc.
Male	3	25,00
Female	9	75,00



3. Age

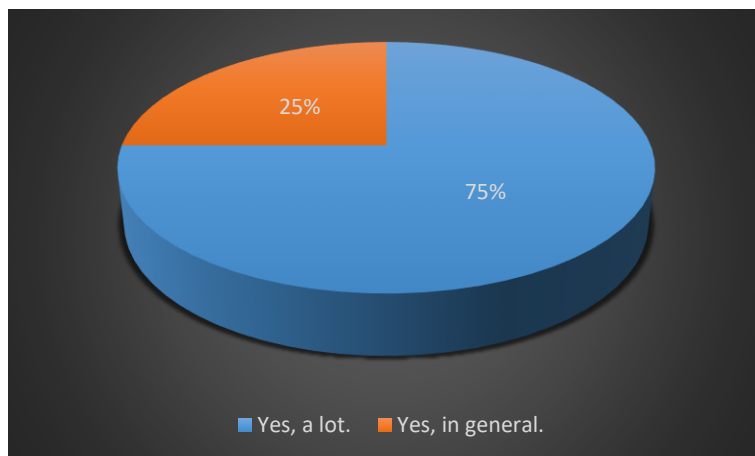
Answer	Count	Perc.
12	4	33,33
13	1	8,33
14	7	58,33



Questions

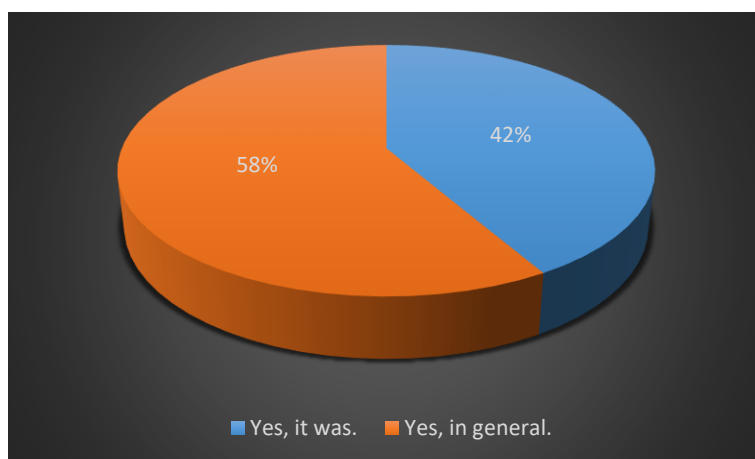
1. Did you like the meeting?

Answer	Count	Perc.
Yes, a lot.	9	75,00
Yes, in general.	3	25,00
No, not so much.	0	0,00
No, not at all.	0	0,00



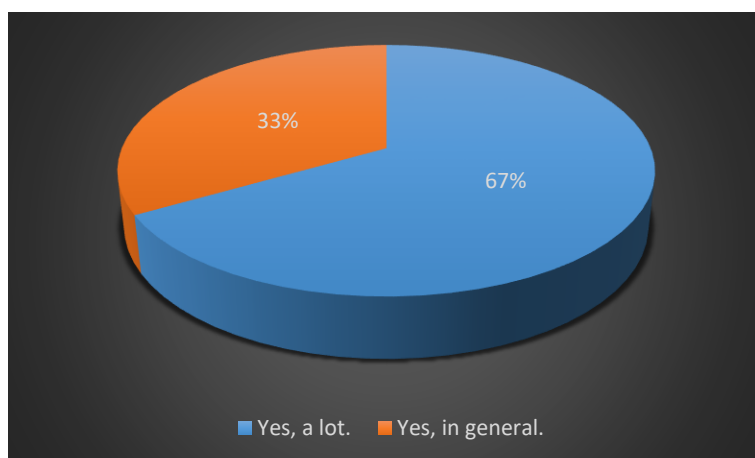
2. Was it easy for you to interact with the students from the other countries?

Answer	Count	Perc.
Yes, it was.	5	41,67
Yes, in general.	7	58,33
No, not so much.	0	0,00
No, not at all.	0	0,00



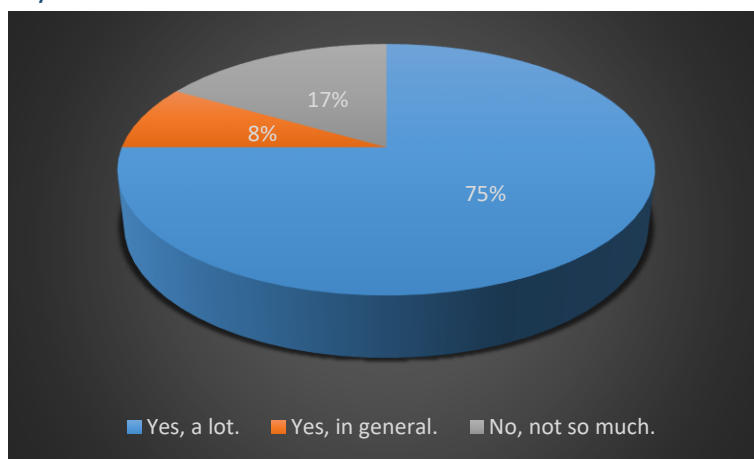
3. Did you improve your English language skills and your general knowledge about the partner's country?

Answer	Count	Perc.
Yes, a lot.	8	66,67
Yes, in general.	4	33,33
No, not so much.	0	0,00
No, not at all.	0	0,00



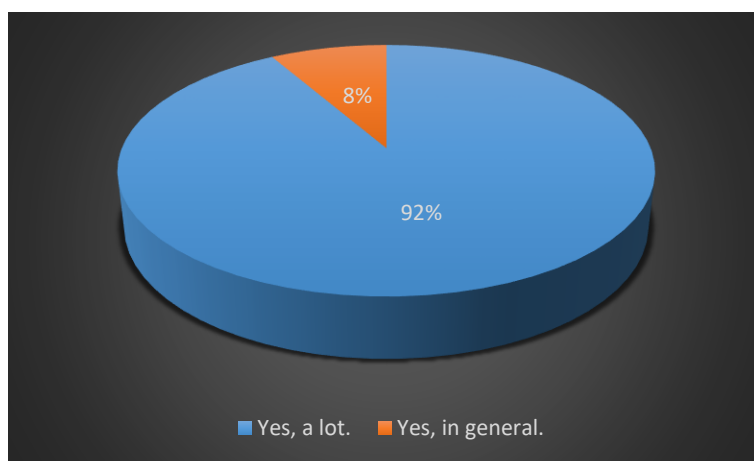
4. Did you enjoy the stay in the host family?

Answer	Count	Perc.
Yes, a lot.	9	75,00
Yes, in general.	1	8,33
No, not so much.	2	16,67
No, not at all.	0	0,00



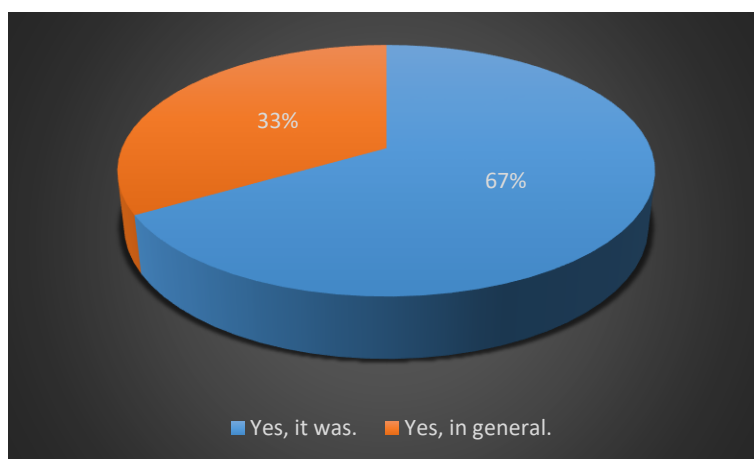
5. Did you enjoy the cultural activities?

Answer	Count	Perc.
Yes, a lot.	11	91,67
Yes, in general.	1	8,33
No, not so much.	0	0,00
No, not at all.	0	0,00



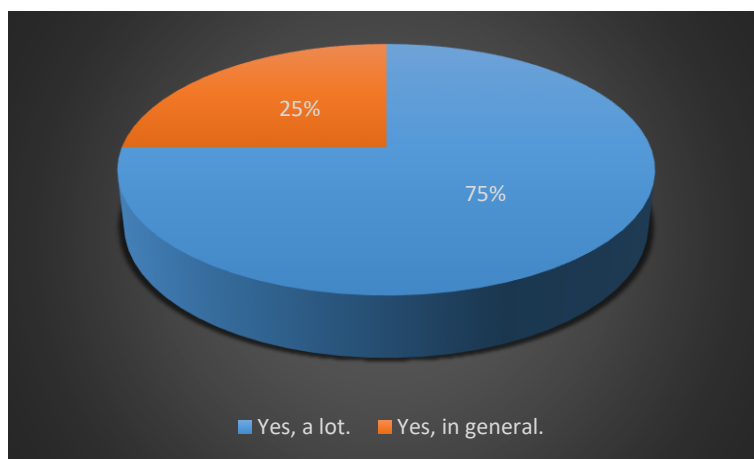
6. Was it interesting to visit a partner school?

Answer	Count	Perc.
Yes, it was.	8	66,67
Yes, in general.	4	33,33
No, not so much.	0	0,00
No, not at all.	0	0,00



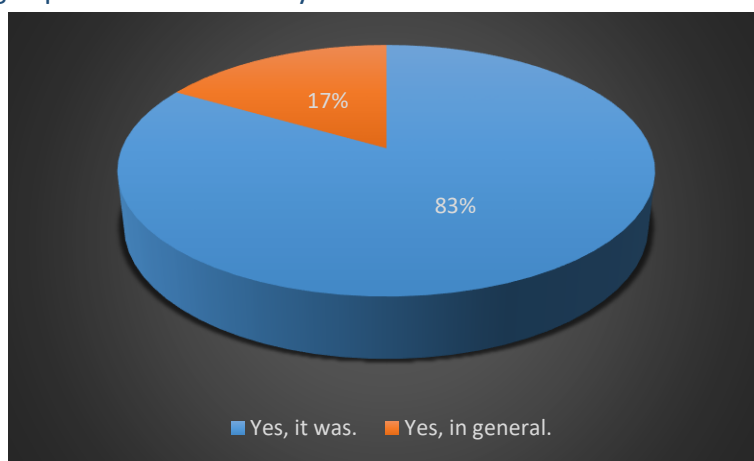
7. Did you enjoy the lessons and the activities at school?

Answer	Count	Perc.
Yes, a lot.	9	75,00
Yes, in general.	3	25,00
No, not so much.	0	0,00
No, not at all.	0	0,00



8. Was the participation in this learning experience useful for you?

Answer	Count	Perc.
Yes, it was.	10	83,33
Yes, in general.	2	16,67
No, not so much.	0	0,00
No, not at all.	0	0,00



9. Would you encourage other students to take part in Erasmus projects?

Answer	Count	Perc.
Yes, definitely.	10	83,33
Yes, probably.	2	16,67
No, probably not.	0	0,00
No, definitely not.	0	0,00

