

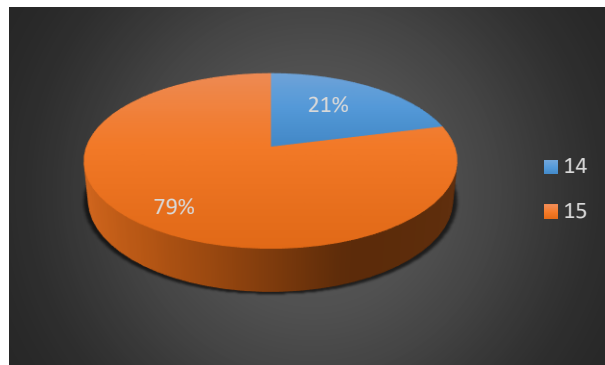
# Students' feedback on CLIL (Content and Language Integrated Learning) Physics Lessons

3rd Gymnasium of Heraklion

## Personal Information

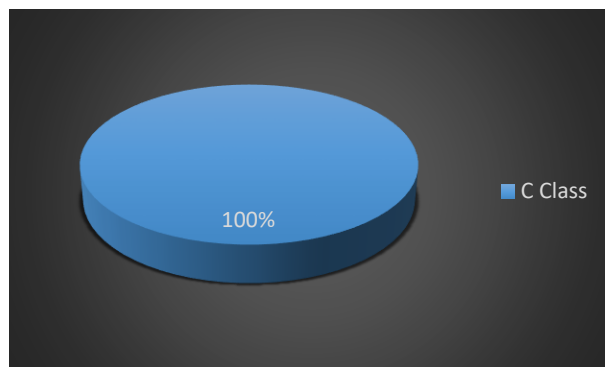
### 1. Age

Answer	Count	Perc.
14	4	21,1
15	15	78,9



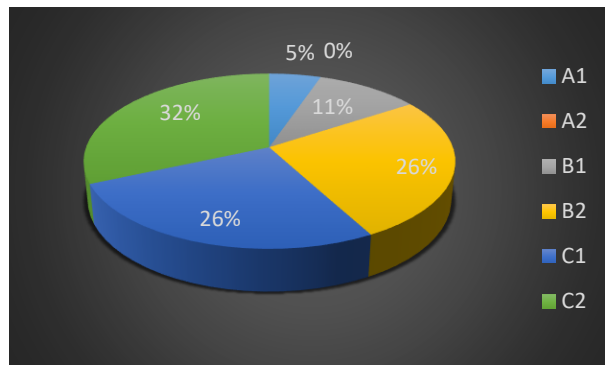
### 2. Class

Answer	Count	Perc.
C Class	19	100,0



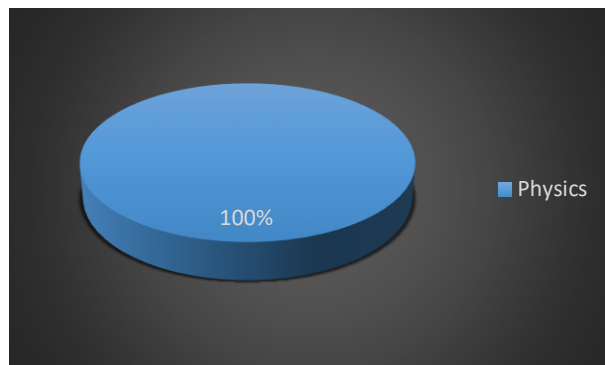
### 3. English Level

Answer	Count	Perc.
A1	1	5,3
A2	0	0,0
B1	2	10,5
B2	5	26,3
C1	5	26,3
C2	6	31,6



### 4. School Subject

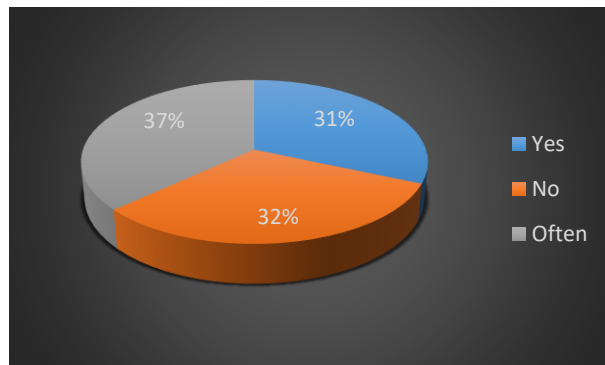
Answer	Count	Perc.
Physics	19	100,0



## Questions

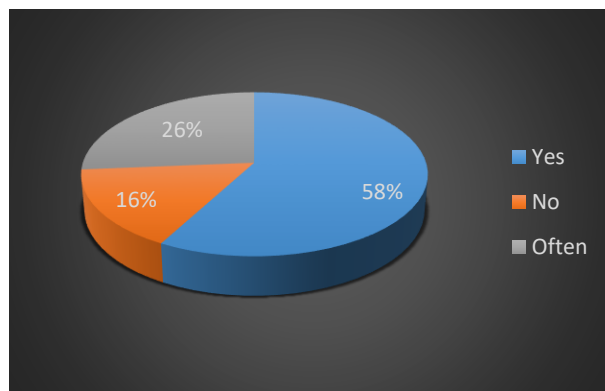
1. I like doing project work.

Answer	Count	Perc.
Yes	6	31,6
No	6	31,6
Often	7	36,8



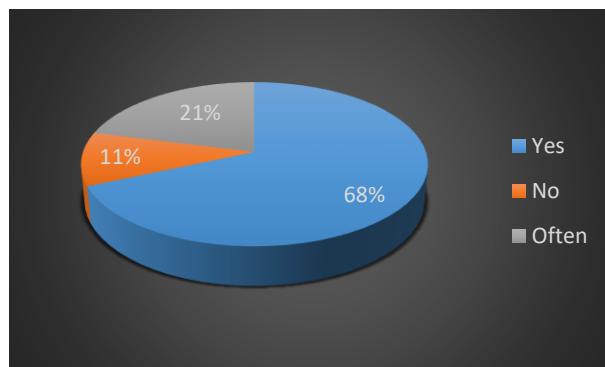
2. I like participating in problem-solving activities.

Answer	Count	Perc.
Yes	11	57,9
No	3	15,8
Often	5	26,3



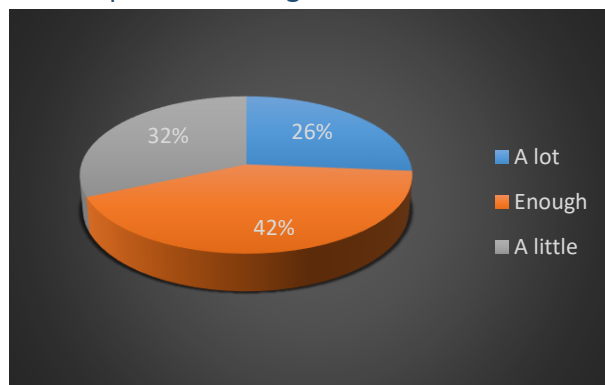
3. I like working in pairs or groups.

Answer	Count	Perc.
Yes	13	68,4
No	2	10,5
Often	4	21,1



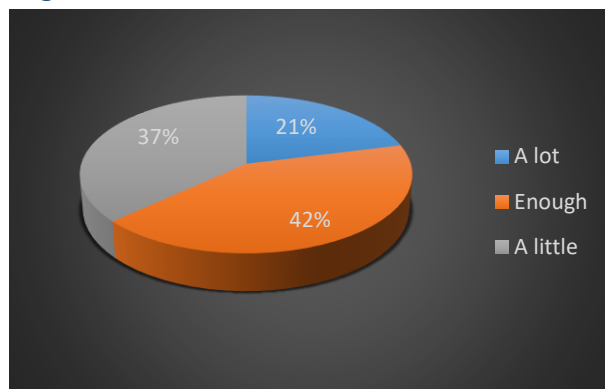
4. I have developed my linguistic and communicative competence in English.

Answer	Count	Perc.
A lot	5	26,3
Enough	8	42,1
A little	6	31,6



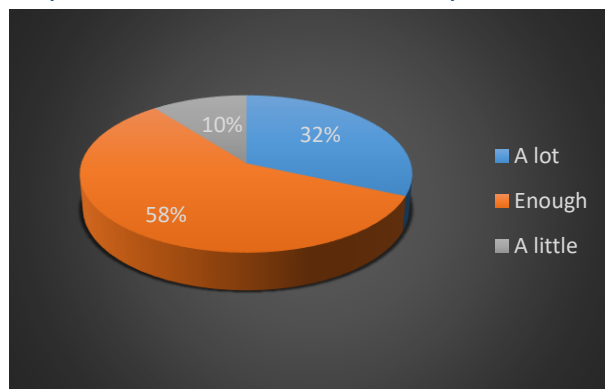
5. I have improved my ability to express myself in English.

Answer	Count	Perc.
<b>A lot</b>	4	21,1
<b>Enough</b>	8	42,1
<b>A little</b>	7	36,8



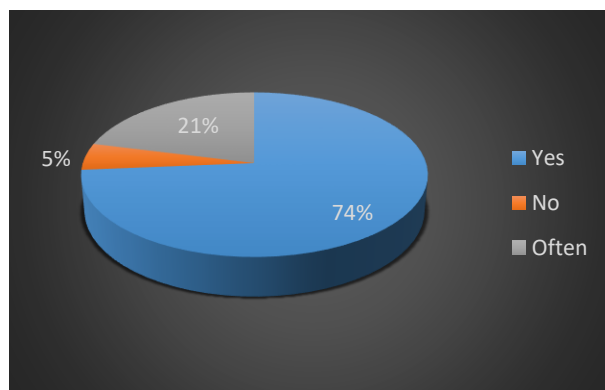
6. I was able to use basic concepts and key vocabulary with confidence and creativity.

Answer	Count	Perc.
<b>A lot</b>	6	31,6
<b>Enough</b>	11	57,9
<b>A little</b>	2	10,5



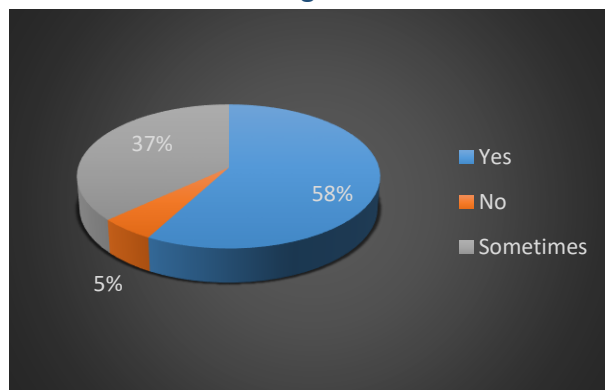
7. I can use appropriate vocabulary for subject specific context.

Answer	Count	Perc.
<b>Yes</b>	14	73,7
<b>No</b>	1	5,3
<b>Often</b>	4	21,1



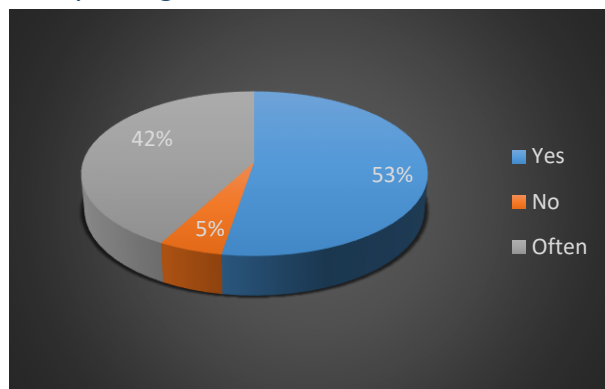
8. I can express my ideas with a natural flow and interact with ease in English.

Answer	Count	Perc.
<b>Yes</b>	11	57,9
<b>No</b>	1	5,3
<b>Sometimes</b>	7	36,8



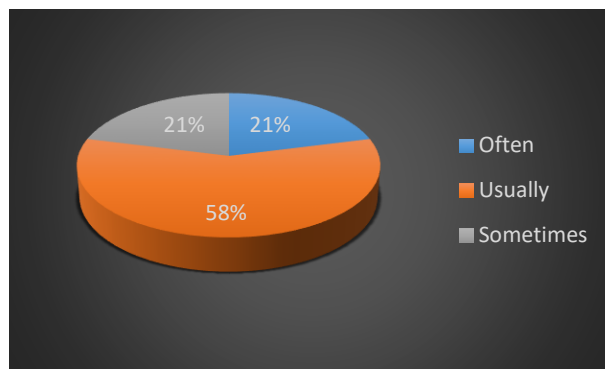
9. I can communicate the content clearly and effectively in English.

Answer	Count	Perc.
Yes	10	52,6
No	1	5,3
Often	8	42,1



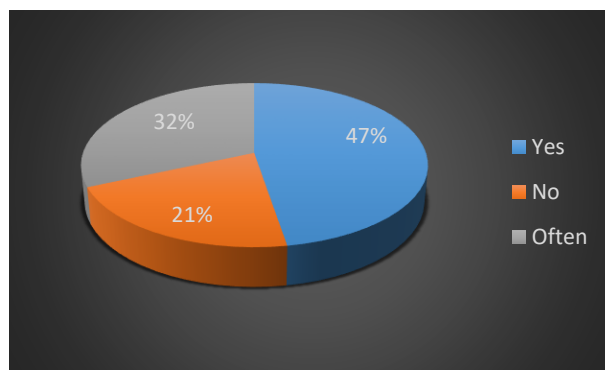
10. I can use examples to support my ideas.

Answer	Count	Perc.
Often	4	21,1
Usually	11	57,9
Sometimes	4	21,1



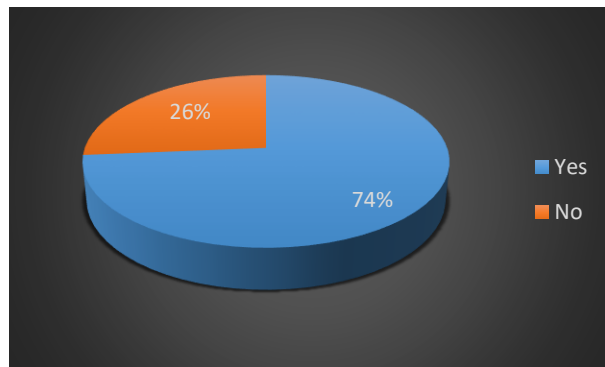
11. I can draw appropriate conclusions.

Answer	Count	Perc.
Yes	9	47,4
No	4	21,1
Often	6	31,6



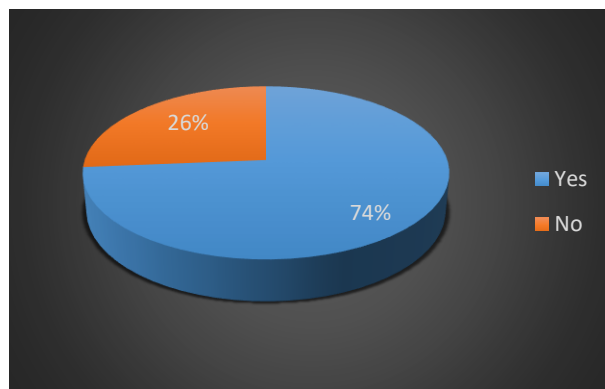
12. I have developed critical thinking.

Answer	Count	Perc.
Yes	14	73,7
No	5	26,3



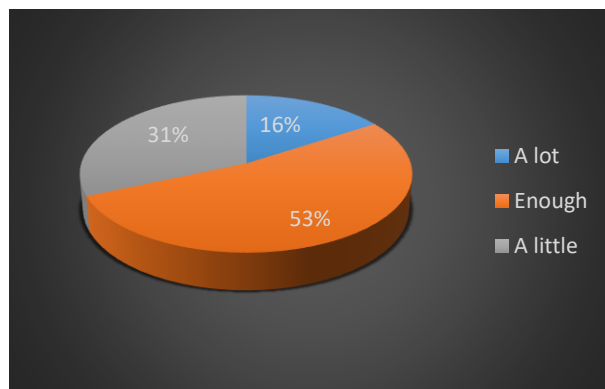
13. I like participating in CLIL projects and activities.

Answer	Count	Perc.
<b>Yes</b>	14	73,7
<b>No</b>	5	26,3



14. Did you like your experience of learning through the CLIL method?

Answer	Count	Perc.
<b>A lot</b>	3	15,8
<b>Enough</b>	10	52,6
<b>A little</b>	6	31,6



15. Do you think these CLIL lessons will be useful for you?

Answer	Count	Perc.
<b>Very useful</b>	4	21,1
<b>Useful</b>	12	63,2
<b>Not useful</b>	3	15,8

