

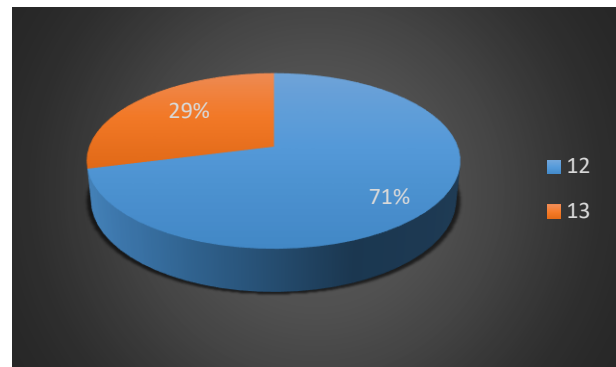
Students' feedback on CLIL (Content and Language Integrated Learning) History Lessons

3rd Gymnasium of Heraklion

Personal Information

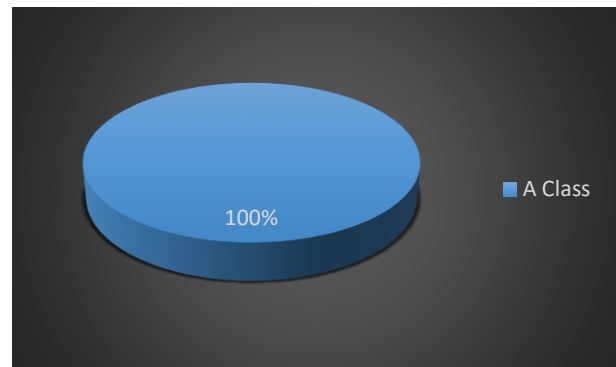
1. Age

Answer	Count	Perc.
12	49	71,0
13	20	29,0



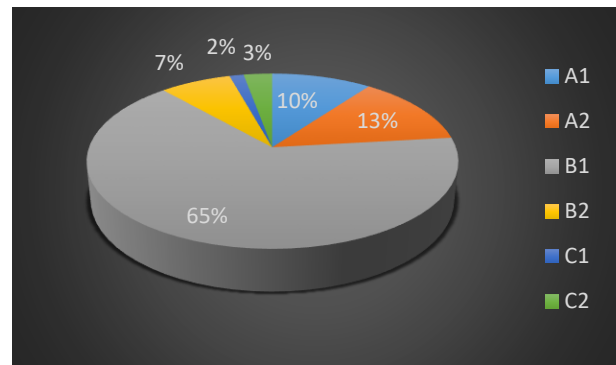
2. Class

Answer	Count	Perc.
A Class	69	100,0



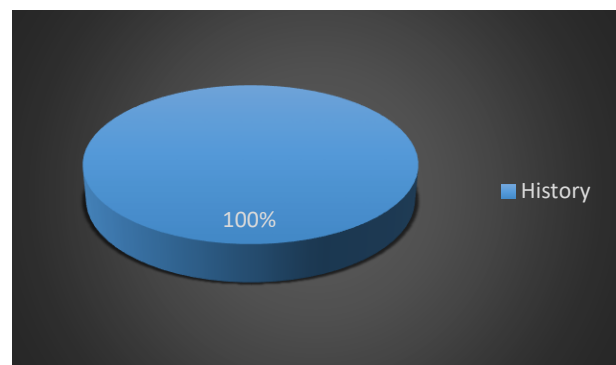
3. English Level

Answer	Count	Perc.
A1	7	10,1
A2	9	13,0
B1	45	65,2
B2	5	7,2
C1	1	1,4
C2	2	2,9



4. School Subject

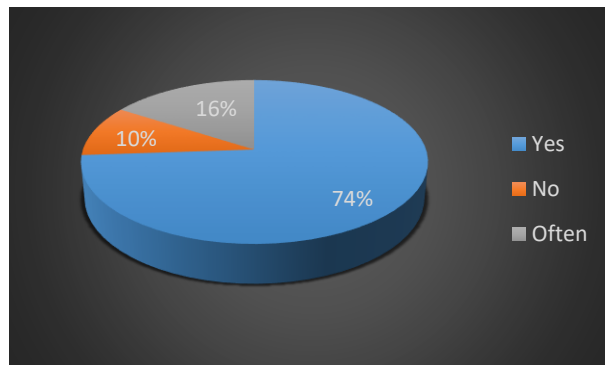
Answer	Count	Perc.
History	69	100,0



Questions

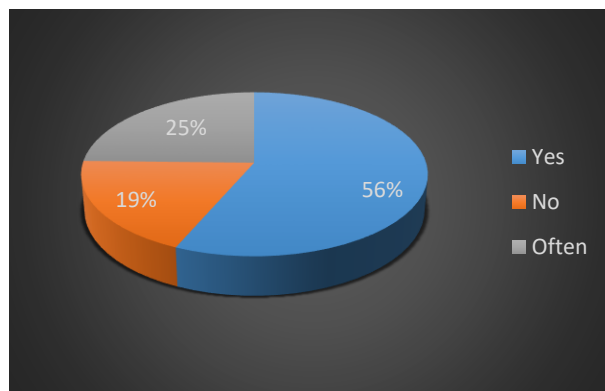
1. I like doing project work.

Answer	Count	Perc.
Yes	51	73,9
No	7	10,1
Often	11	15,9



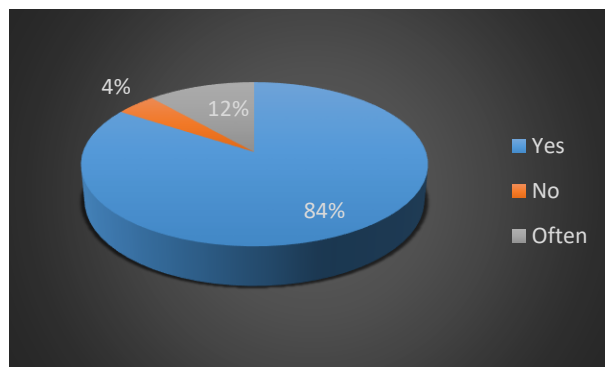
2. I like participating in problem-solving activities.

Answer	Count	Perc.
Yes	39	56,5
No	13	18,8
Often	17	24,6



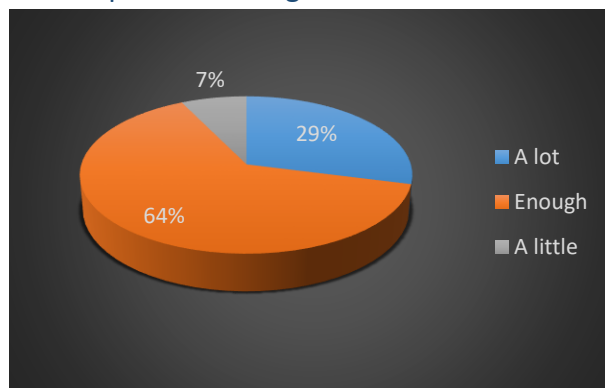
3. I like working in pairs or groups.

Answer	Count	Perc.
Yes	58	84,1
No	3	4,3
Often	8	11,6



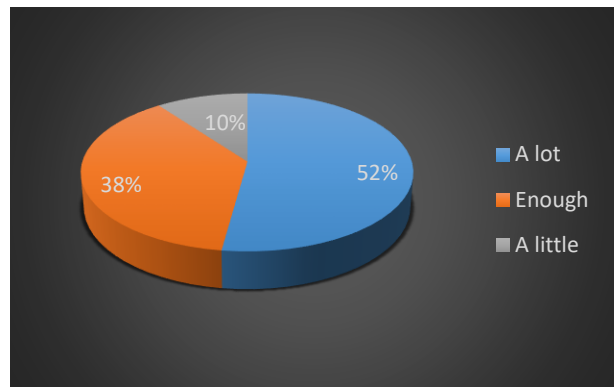
4. I have developed my linguistic and communicative competence in English.

Answer	Count	Perc.
A lot	20	29,0
Enough	44	63,8
A little	5	7,2



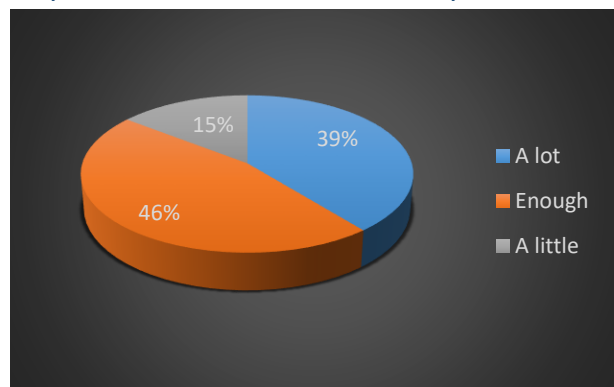
5. I have improved my ability to express myself in English.

Answer	Count	Perc.
A lot	36	52,2
Enough	26	37,7
A little	7	10,1



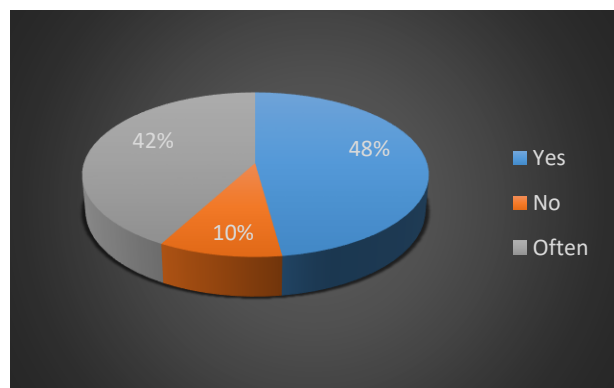
6. I was able to use basic concepts and key vocabulary with confidence and creativity.

Answer	Count	Perc.
A lot	27	39,1
Enough	32	46,4
A little	10	14,5



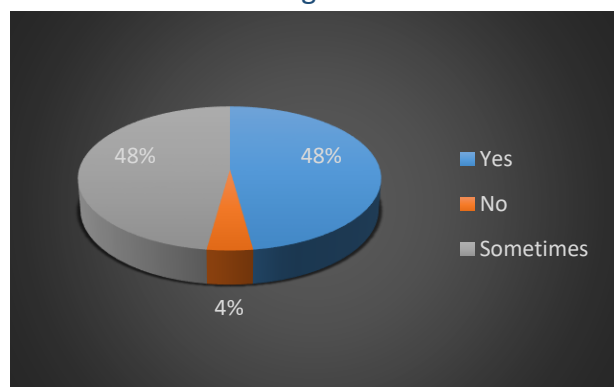
7. I can use appropriate vocabulary for subject specific context.

Answer	Count	Perc.
Yes	33	47,8
No	7	10,1
Often	29	42,0



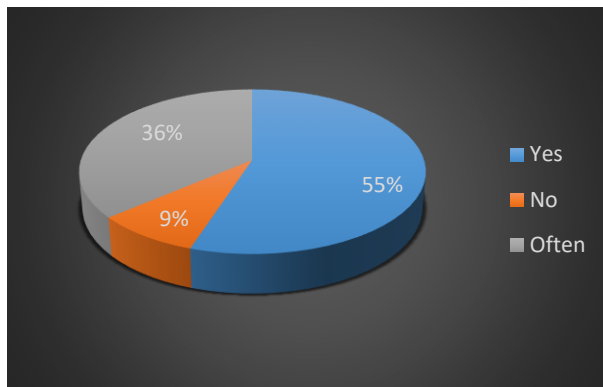
8. I can express my ideas with a natural flow and interact with ease in English.

Answer	Count	Perc.
Yes	33	47,8
No	3	4,3
Sometimes	33	47,8



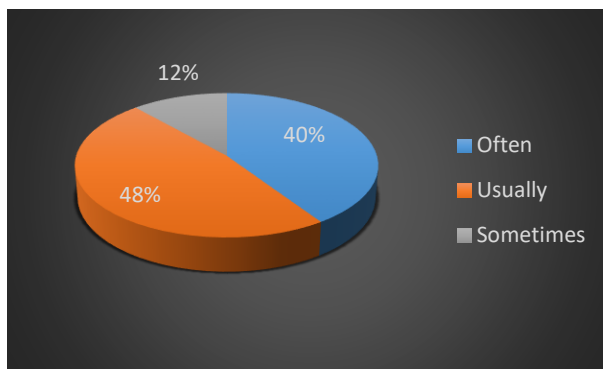
9. I can communicate the content clearly and effectively in English.

Answer	Count	Perc.
Yes	38	55,1
No	6	8,7
Often	25	36,2



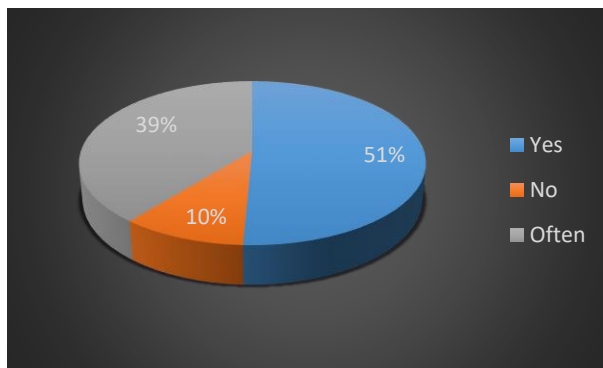
10. I can use examples to support my ideas.

Answer	Count	Perc.
Often	28	40,6
Usually	33	47,8
Sometimes	8	11,6



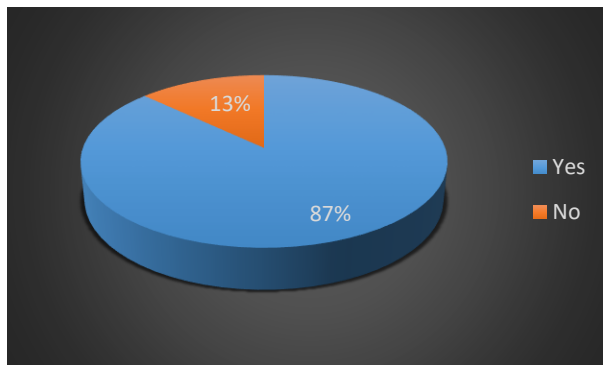
11. I can draw appropriate conclusions.

Answer	Count	Perc.
Yes	35	50,7
No	7	10,1
Often	27	39,1



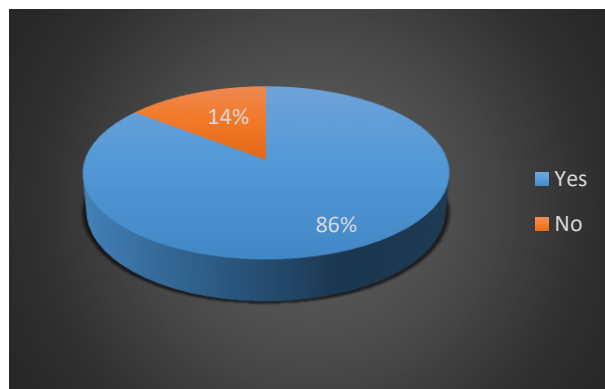
12. I have developed critical thinking.

Answer	Count	Perc.
Yes	60	87,0
No	9	13,0



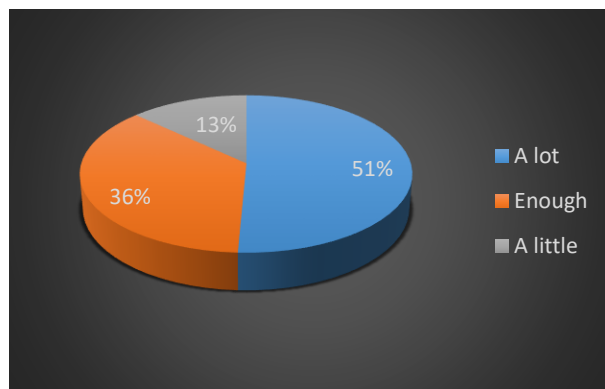
13. I like participating in CLIL projects and activities.

Answer	Count	Perc.
Yes	59	85,5
No	10	14,5



14. Did you like your experience of learning through the CLIL method?

Answer	Count	Perc.
A lot	35	50,7
Enough	25	36,2
A little	9	13,0



15. Do you think these CLIL lessons will be useful for you?

Answer	Count	Perc.
Very useful	31	44,9
Useful	32	46,4
Not useful	6	8,7

